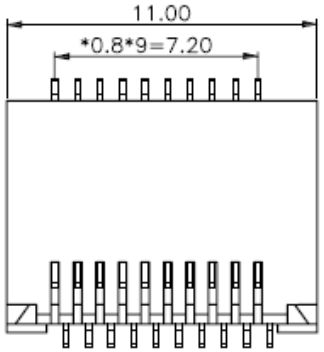

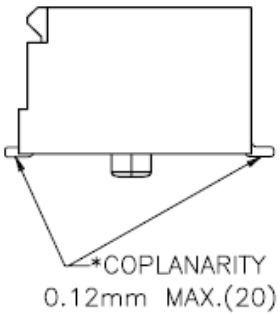

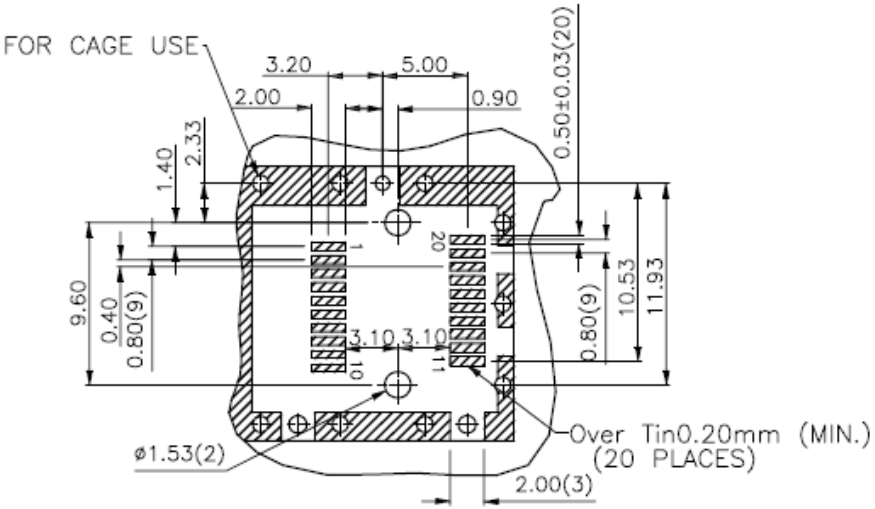

PCB LAYOUT (CONNECTOR) / TOP VIEW

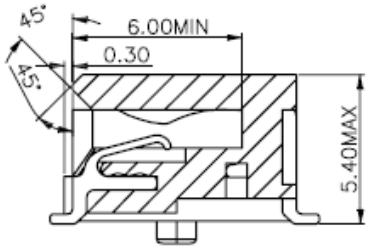

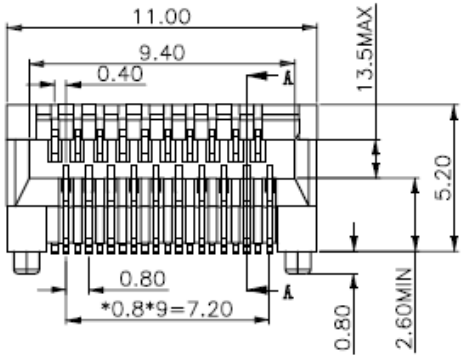

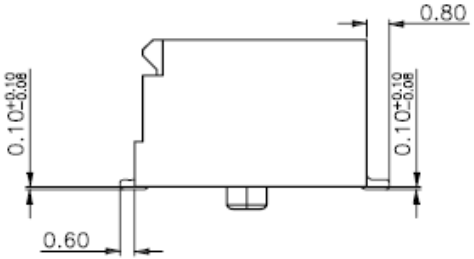

SECTION A-A

NOTE:
MECHANICAL:
CONNECTOR MATERIAL:
1.HOUSING: HIGH TEMPERATURE THERMOPLASTIC UL94V-0.
2.CONTACT: PHOSPHOR BRONZE THICKNESS=0.20mm.
3.PLATING: GOLD PLATING OVER NICKEL
4.DURABILITY:250 CYCLES MIN.
ELECTRICAL:
1.VOLTAGE RATING : 30 VAC RMS MAX.
2.CURRENT RATING : 0.5 AMP MAX.
3.DIFFERENTIAL IMPEDANCE : 100 Ohms.
4.CAPACITANCE:1.2pF MAX.
5.CONTACT RESISTANCE: 20 MILLIOHMS MAX.
6.INSULATION RESISTANCE: 500 MEGAOHMS MIN.
7.TEMPERATURE:
SOLDER TEMPERTURE SUGGEST 250°C~270°C.(5 - 10 sec)
OPERATING:-40°C to +85°C
STORAGE:-40°C to +85°C
PART NUMBER : SFP-0083
GOLD PLATED: 3-15u' 4-30u'

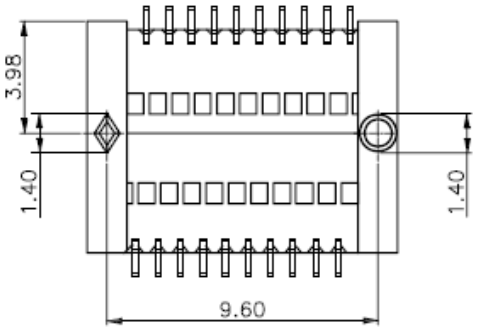

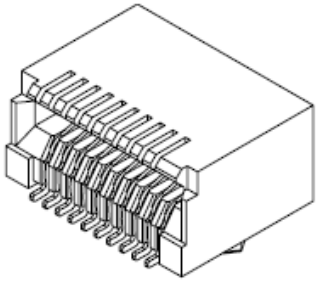

MM (INCH)		DFTD	DATE 08/15/06
TOLERANCES EXCEPT AS NOTED		CHKD	DATE
MM		MFD	DATE
.0 ± 0.20	±	APPVL	DATE
.00 ± 0.15	±		
.000 ± 0.075	±		
ANGLES ±			
THIRD ANGLE PROJECTION			

DETACHED LISTS

PRAN ELECTRONICS P. LTD.

TITLE SFP CONNECTOR 20PIN

DRAWING NO. SFP-008 | SIZE | REV

PART NO. SEE NOTE

DO NOT SCALE DRAWING | SHEET 1 OF 1